


DT6-B928

Three Needle (Twin Needle) Feed Off
The Arm Double Chain Stitcher



Specifications

DT6-B928

	Standard	-5	-6	-7		-8		
Use	Heavy materials	Extra heavy materials		Heavy materials	Extra heavy materials	Heavy materials	Extra heavy materials	
Puller	No			Yes				
Sewing speed	3,600 rpm * 4,000 rpm			3,600 rpm				
No. of needles	3	2	3	2		3		
Needle (SCHMETS TV × 64)	#120 - #130		#140		#120 - #130	#140	#120 - #130	#140
Needle gauge (mm)	5.6 (7/64, 7/64) 6.4 (1/8, 1/8) 8.0 (5/32, 5/32) 9.6 (3/16, 3/16)	4.8 (3/16)	6.4 (1/4)	6.4 (1/8, 1/8) 8.0 (5/32, 5/32) 9.6 (3/16, 3/16)	4.8 (3/16)	6.4 (1/4)	6.4 (1/8, 1/8)	6.4 (1/8, 1/8) 8.0 (5/32, 5/32) 9.6 (3/16, 3/16)
Max. stitch length	4.2 mm							
Needle bar stroke	35 mm							
Height of stepping foot	11 mm							
Feed dog height	1.2 - 1.5 mm							
Min. arm size	171 mm							

* 3,600 rpm for normal operation

When sewing at a speed of 4,000 rpm, the needle thread cooler (available as an option) should be used.

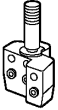


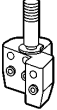

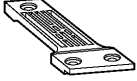
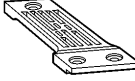


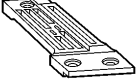
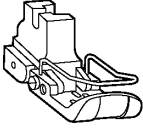
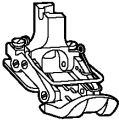
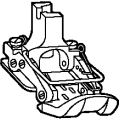
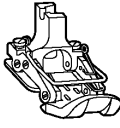
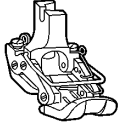
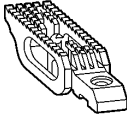
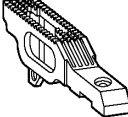
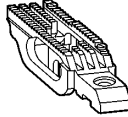
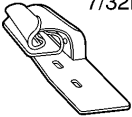
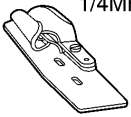
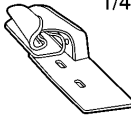
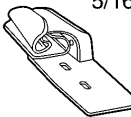
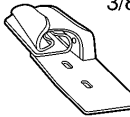
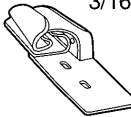







Motor

Power	Motor
Single-phase	2-pole, 400 W motor
Three-phase	2-pole, 400 W motor


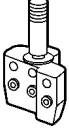
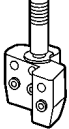
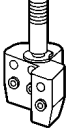

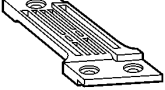

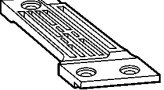
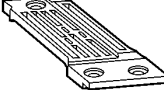
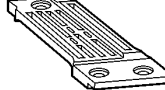
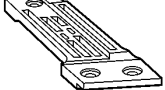
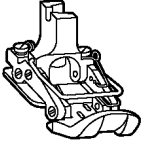
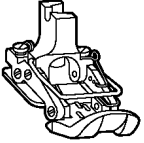
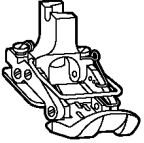
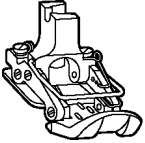
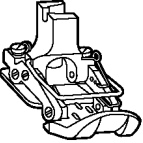
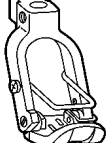
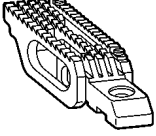
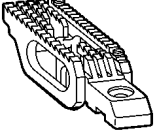
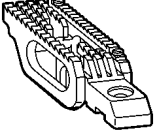
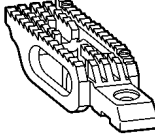
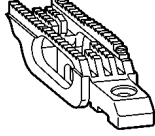
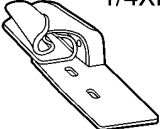
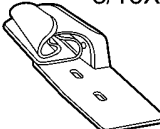

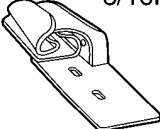







Motor pulley and V-belt (/ For export)

Pulley O. D.		85	90	95	100	105	110	115	120	125	130
Belt size (inches)			M45	→		M46		→		M47	→
				←				←			←
Sewing speed (rpm)	50Hz					3100			3600		4000
	60Hz	3100			3600		4000				


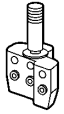
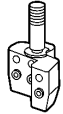
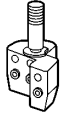
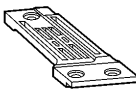
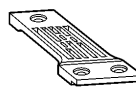
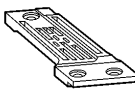
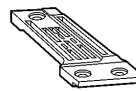
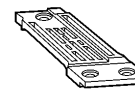
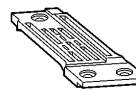
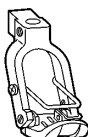

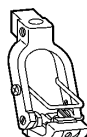



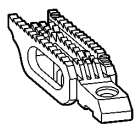
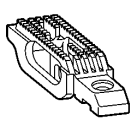
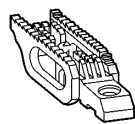
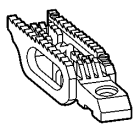
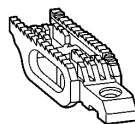
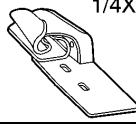
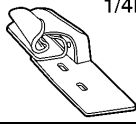
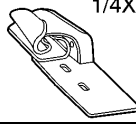
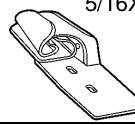
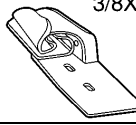





GAUGE PARTS LIST

Name of part	Heavy materials					-5 Heavy materials
	2.8 mm × 2 [7/64 × 2]	3.2 mm × 2 [1/8 × 2]	3.2 mm × 2 [1/8 × 2]	4.0 mm × 2 [5/32 × 2]	4.8 mm × 2 [3/16 × 2]	4.8 mm [3/16]
Needle clamp with screw	183952-001 	181716-001 		181723-001 	181722-001 	183954-001 
Needle	S43401-021 TV × 5 #130					S43401-021 TV × 5 #130
No. of needles	3					2
Needle plate	S40790-001 	S13042-001 		S40787-001 	S40783-001 	159583-001 
Presser foot assy	S40788-001 	S40386-001 		S40785-001 	S40781-001 	159584-201 
Feed dog	S13045-101 			S40784-001 		159588-001 
Lapper assy	111171-001 7/32H 	101561-001 1/4MH 	101564-001 1/4H 	111177-001 5/16H 	111183-001 3/8H 	159609-001 3/16H 
Looper (S)	S40375-001 			S40395-001 		S40375-001 
Looper (M)	S40376-001 					
Looper (L)	S40377-001 			S40396-001 		S40377-001 

GAUGE PARTS LIST

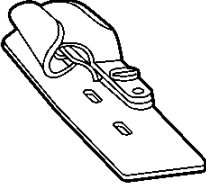


-5		-6			-7
		Jeans			Heavy materials
6.4 mm [1/4]	3.2 mm × 2 [1/8 × 2] Height difference 1.0	3.2 mm × 2 [1/8 × 2] Height difference 1.9	4.0 mm × 2 [5/32 × 2]	4.8 mm × 2 [3/16 × 2]	4.8 mm [3/16]
183978-001 	181716-001 		181723-001 	181722-001 	183954-001 
S43401-022 TV × 5 #140	S43401-022 TV × 5 #140			S43401-021 TV × 5 #130	
2	3			2	
147867-001 	S18086-001 	148864-001 	148944-001 	148927-001 	159614-001 
147868-201 	S18081-201 	148865-201 	148945-201 	148928-201 	159615-101 
148971-001 	S18084-101 	148867-101 	148932-101 		159616-001 
147302-001 1/4XH 		148951-001 5/16XH 		148936-001 3/8XH 	159609-001 3/16H 
S40375-001 			S40395-001 		S40375-001 
		S40376-001 			
S40377-001 			S40396-001 		S40377-001 

GAUGE PARTS LIST


Name of part	-7		-8			
	Jeans	Heavy materials	Jeans			
	6.4 mm [1/4]	3.2 mm × 2 [1/8 × 2] Difference: 0	3.2 mm × 2 [1/8 × 2] Difference: 1.0	3.2 mm × 2 [1/8 × 2] Difference: 1.9	4.0 mm × 2 [5/32 × 2]	4.8 mm × 2 [3/16 × 2]
Needle clamp with screw	183978-001 	181716-001 		181723-001 		181722-001 
Needle	S43401-022 TV × 5 #140	S43401-021 TV × 5 #130	S43401-022 TV × 5 #140			
No. of needles	2	3	3			
Needle plate	150666-001 	156175-001 	S01634-001 	150667-001 	151486-001 	151478-001 
Presser foot assy	150668-101 	156179-101 	S01632-101 	150672-101 	151487-101 	151479-101 
Feed dog	150673-001 	156182-101 	S01635-101 	150675-101 	151483-101 	
Lapper assy	147302-001 1/4XH 	101564-001 1/4H 	147302-001 1/4XH 		148951-001 5/16XH 	148936-001 3/8XH 
Looper (S)	S40375-001 				S40395-001 	
Looper (M)	/		S40376-001 			
Looper (L)			S40377-001 		S40396-001 	

OPTION PARTS LIST

Lapper assy

For medium materials		
111168-001 7/32MH 	111174-001 5/16MH 	111180-001 3/8MH 

Chain cutter device



Part name	Part code	Q'ty
For export		
Chain cutter device	S45226-002	1

* This device can be used for puller device spec.only.